

# TUITION & FEES PUBLIC HEARING

AMY SEBRING,  
EXECUTIVE VICE PRESIDENT AND  
CHIEF OPERATING OFFICER

April 2, 2026



## RANKINGS

**1<sup>st</sup>** in Virginia and **19<sup>th</sup>** in the US in Wall Street Journal/College Pulse Best U.S. Colleges

**14<sup>th</sup>** in U.S. News & World Report Best Undergraduate Engineering Programs

**28<sup>th</sup>** in U.S. News & World Report Best Colleges for Veterans

## RETURN ON INVESTMENT

**3.9 Years** Average time-to-degree for entering freshmen

**85.9%** Six-year graduation rate for Virginia undergraduates

**\$70,000** median starting salary for 2024 bachelor graduates study

VT's standing reflects strategic investments, world-class students, and strength in academics, research, and student success.


Virginia Tech's value story:

- High-quality programs
- Efficient degree completion
- Strong graduation rates
- Attractive early-career earnings

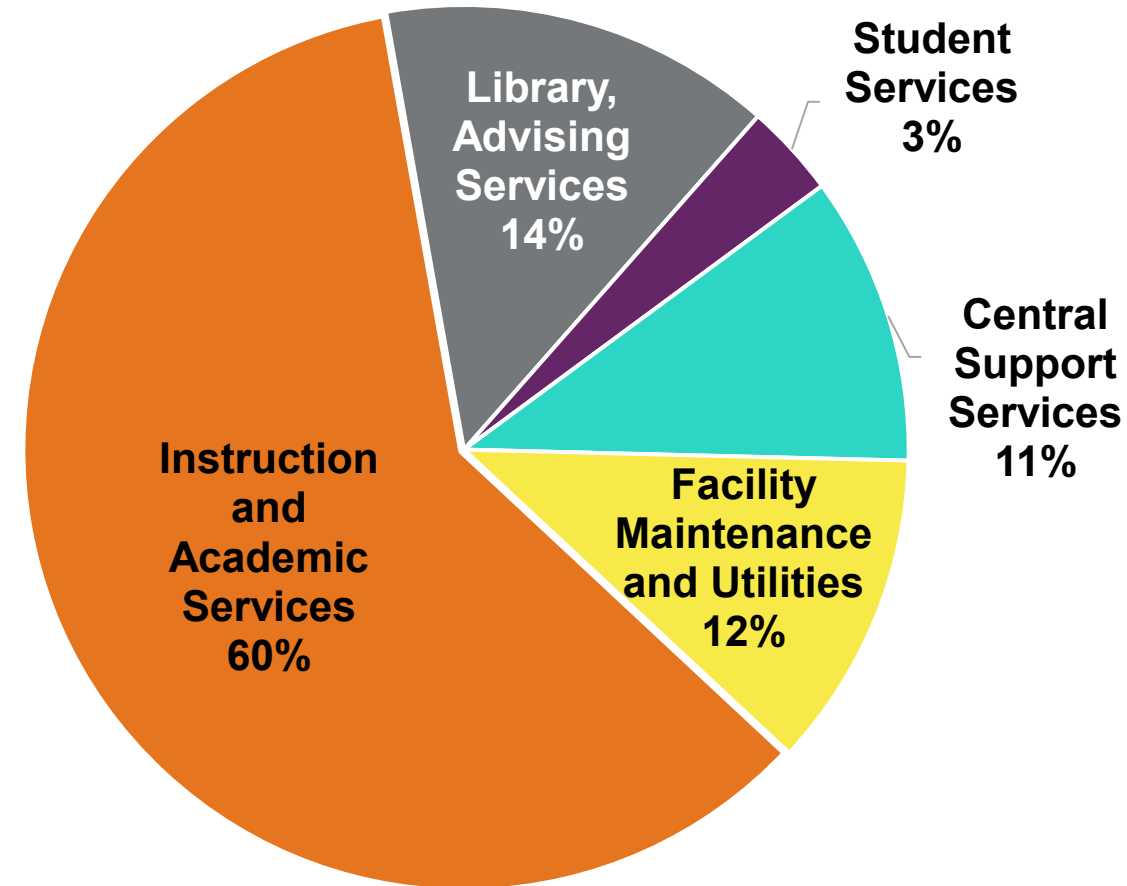
# Tuition Drives Our Ability to Deliver Educational Programs

## *Educational & General (E&G) Program*

Revenue (sources)

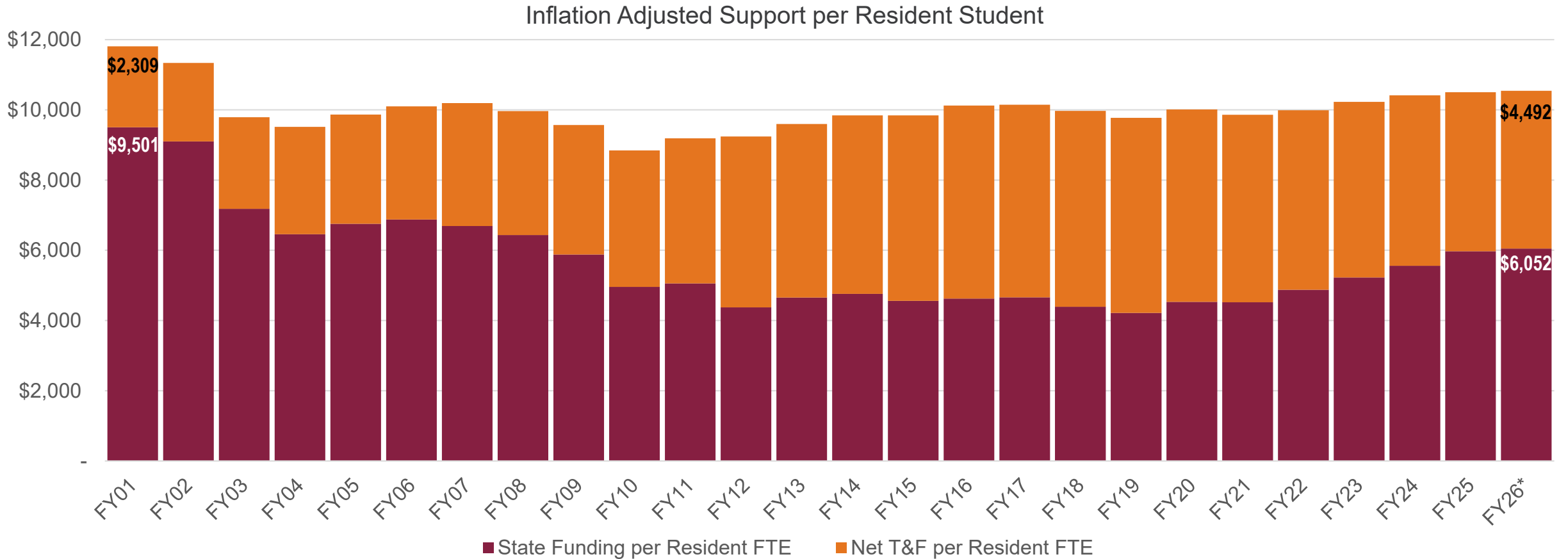


Expenditure by Function (uses)



# State Funding is a Critical Partner

- The commonwealth subsidizes the cost of Virginia resident's education
- State support has evolved over time, shifting more cost share to students/families
- Despite recent state investments, adjusted for inflation, the university operates with 11% less funding per resident student than in FY01

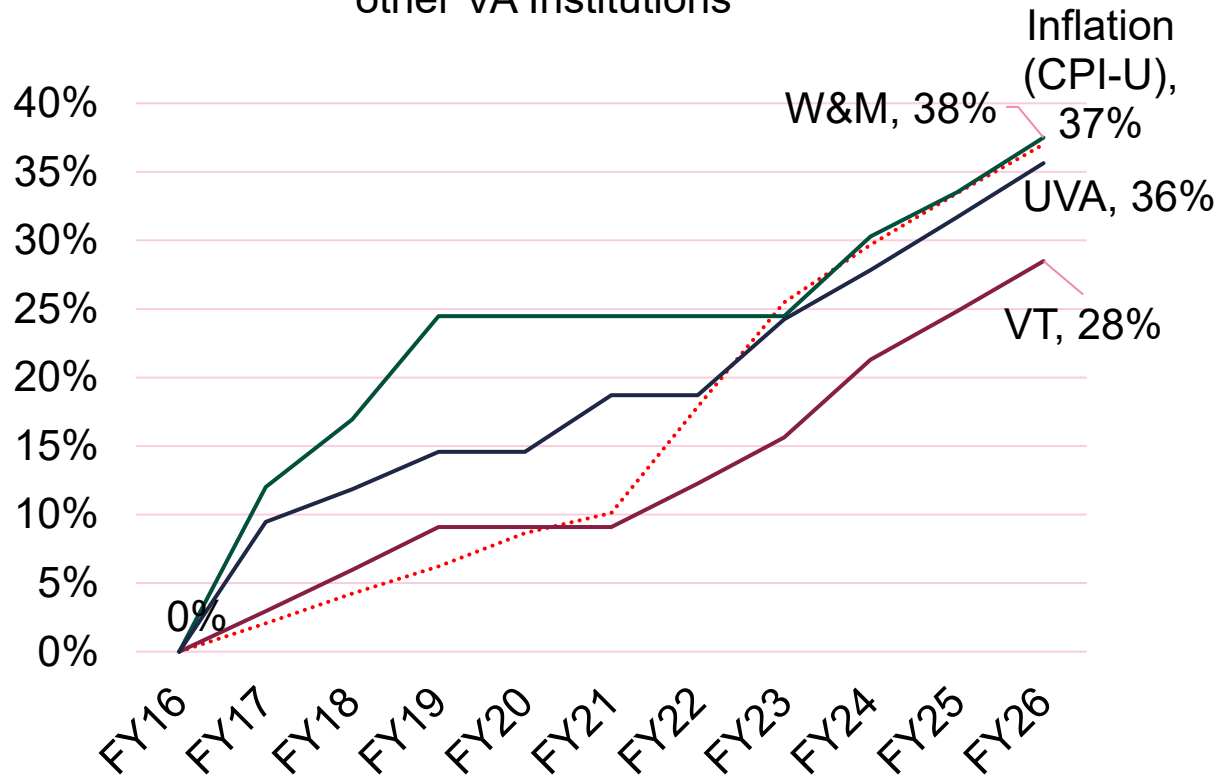


\*FY26 based on budgeted activity

# Since FY16: Tuition Has Increased Slower Than Inflation

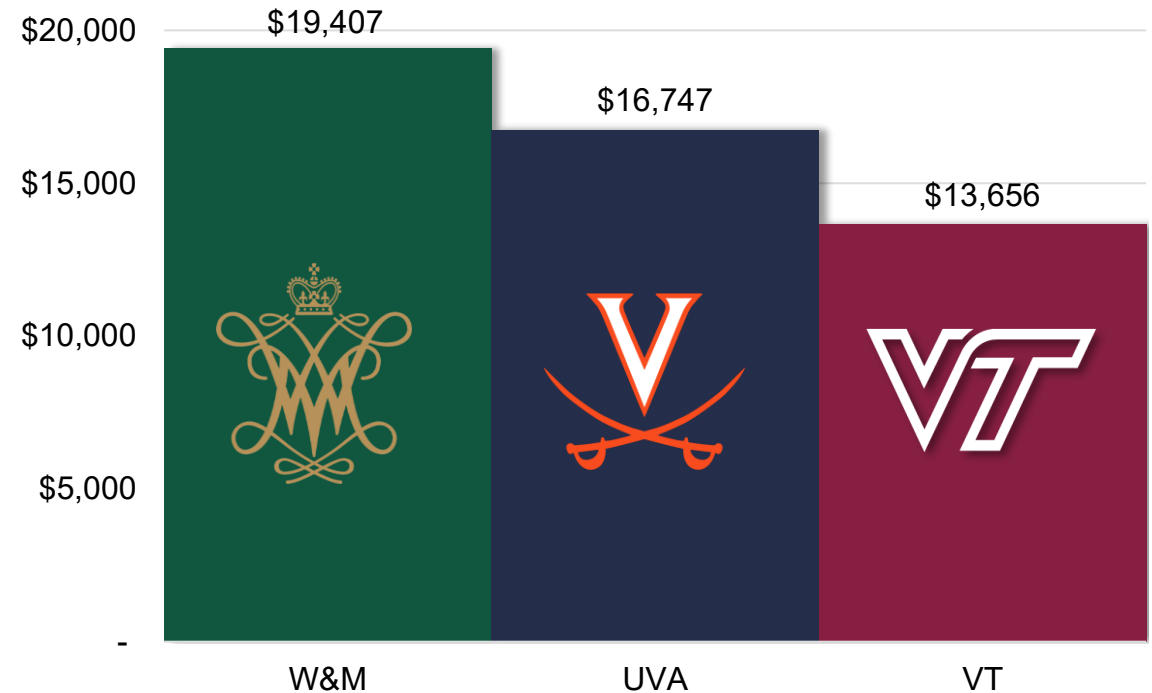
- Over the past ten years:
  - Consumer Price Index (inflation) has increased **37%**
  - In-State undergraduate tuition has increased just **28%**

Cumulative T&F Increases  
Virginia Tech In-State Tuition vs. Inflation and other VA Institutions



\* FY23 and FY24 In-state increase offset by one-time tuition mitigation scholarships.

Virginia Public Four-Year Institutions  
FY26 In-State Undergraduate Tuition & E&G Fees

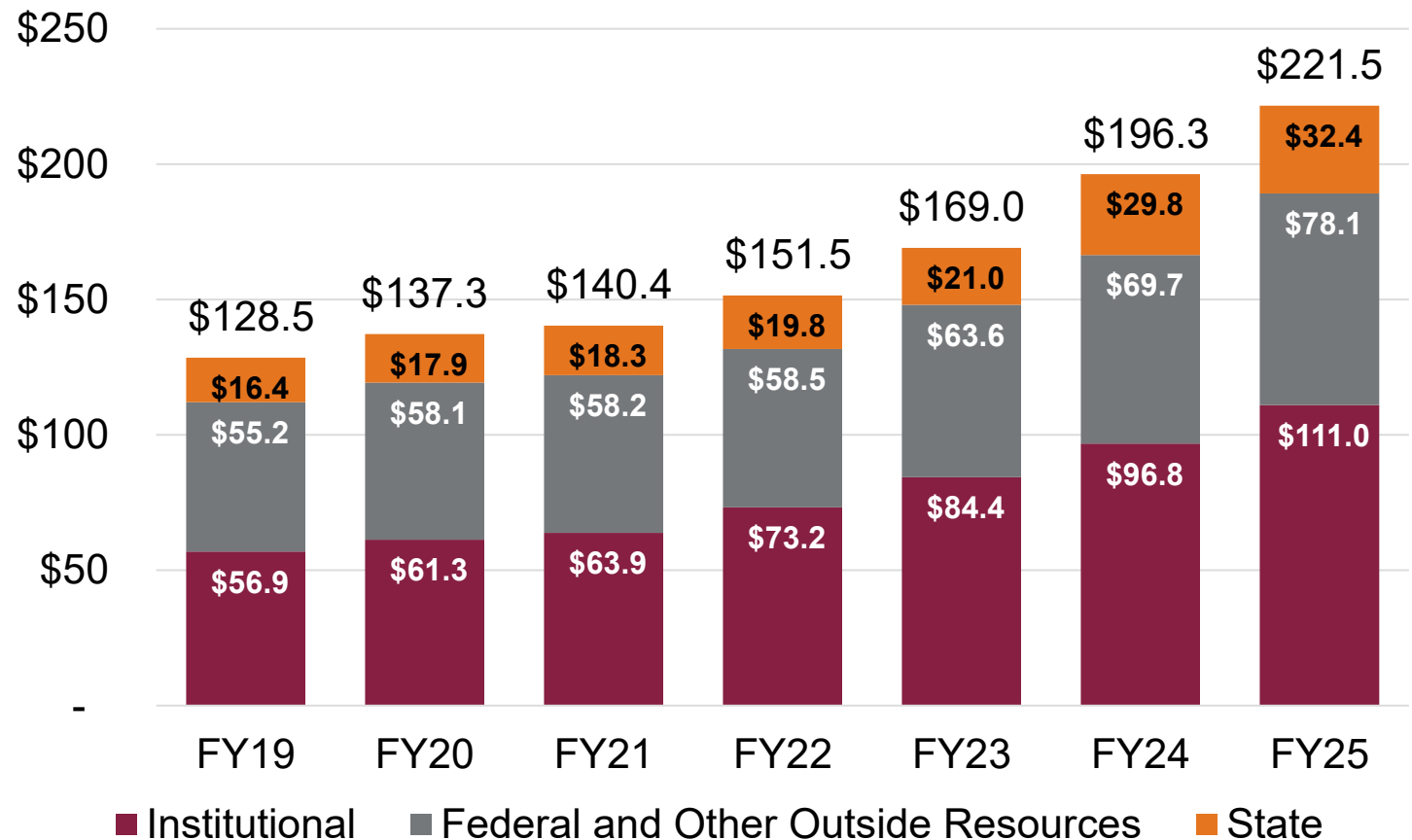


Excludes program fees.

# Virginia Tech Advantage Expands Commitment to Affordability

- Since FY19, institutional aid programs for undergraduates have nearly doubled from \$56.9M to \$111.0M with state, federal and other resources increasing as well.
- Of the \$221.5M provided in total undergraduate aid in FY25, over half or \$114M was need-based
- VT's *Funds for the Future Program* provides rate increase protection for students with family incomes below \$115k to ensure no net price increase over four years for our most financially vulnerable families.

Undergraduate Student Financial Aid  
\$s in Millions



# Factors in Setting Tuition

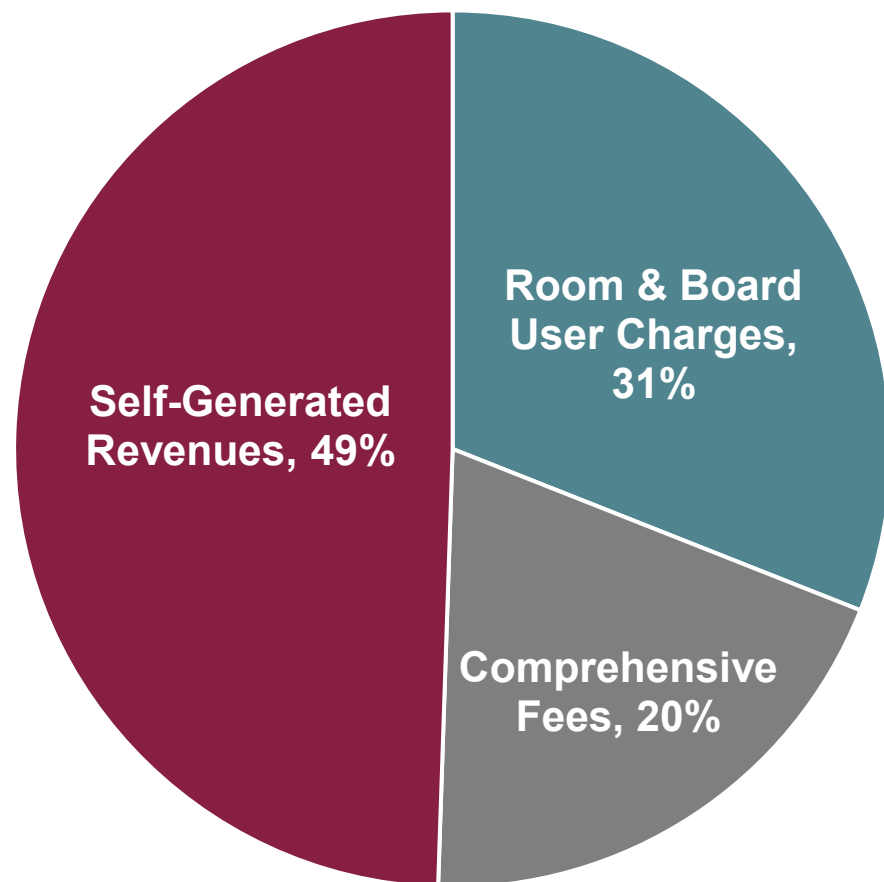
## State-mandated compensation is leading driver of tuition increases

- Compensation includes salary, health insurance, and other employment-related benefits
  - State-mandated salary increase proposals in legislative budgets range from 2%-3% for FY27
  - State-mandated increase in health insurance is 13% for FY27
- State cost share: Commonwealth of Virginia requires university to cover 62% of cost of state-mandated compensation programs for E&G personnel
  - 78% of E&G expenses are personnel
    - Faculty, staff, graduate assistants, and wage employees
    - ***The E&G cost for every 1% increase in compensation is \$7.6 million***
    - Competition for talent is increasing, raising labor costs
- Other costs including insurance and codified waivers will increase cost pressures
- Unavoidable inflationary costs include utilities, leases, maintenance, and subscriptions

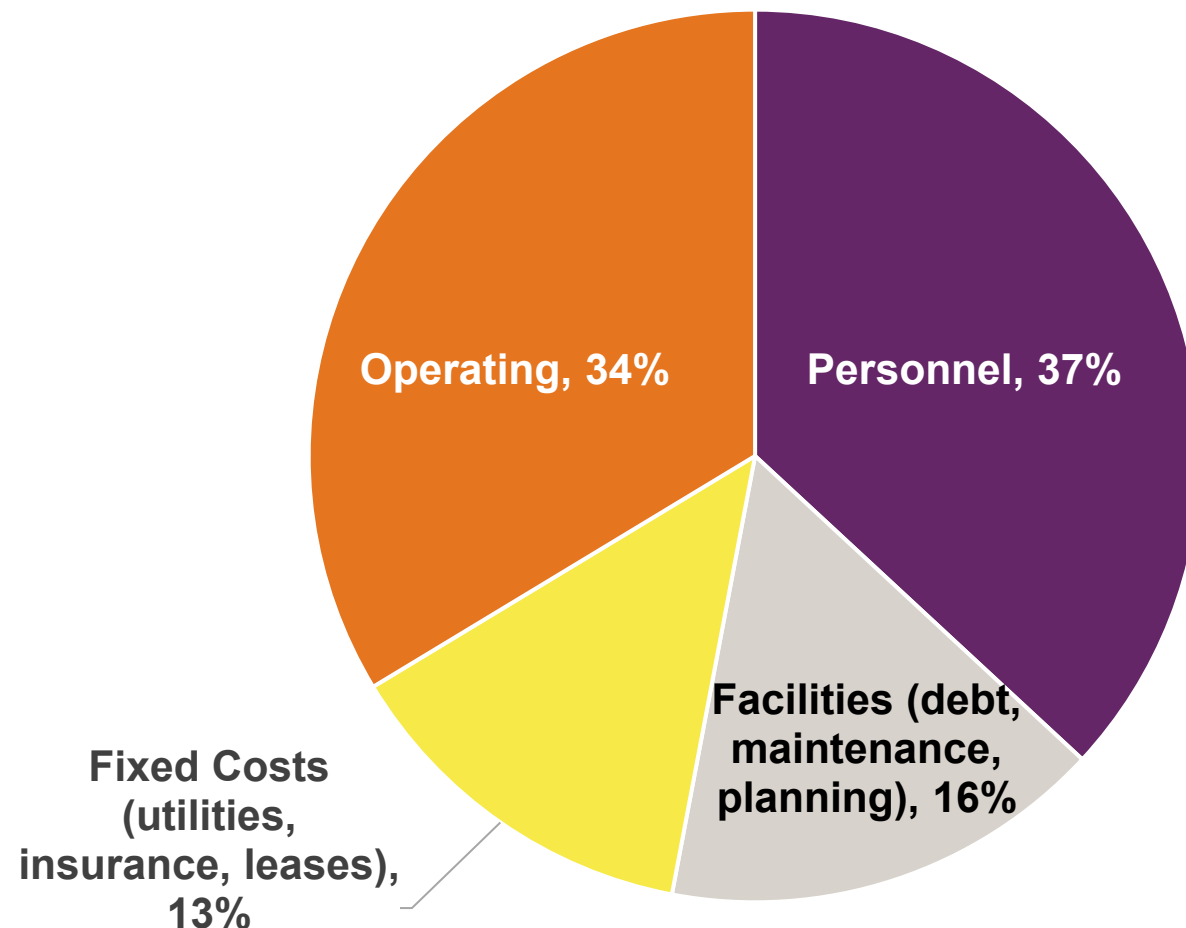
Additional factors, including the level of recurring base funding from the state and internal strategic reinvestments, can mitigate tuition increases while ensuring maintenance of academic quality.

# The Comprehensive Fee is an Important Source of Auxiliary Enterprise Funding

Revenue (sources)



Expenditures (uses)



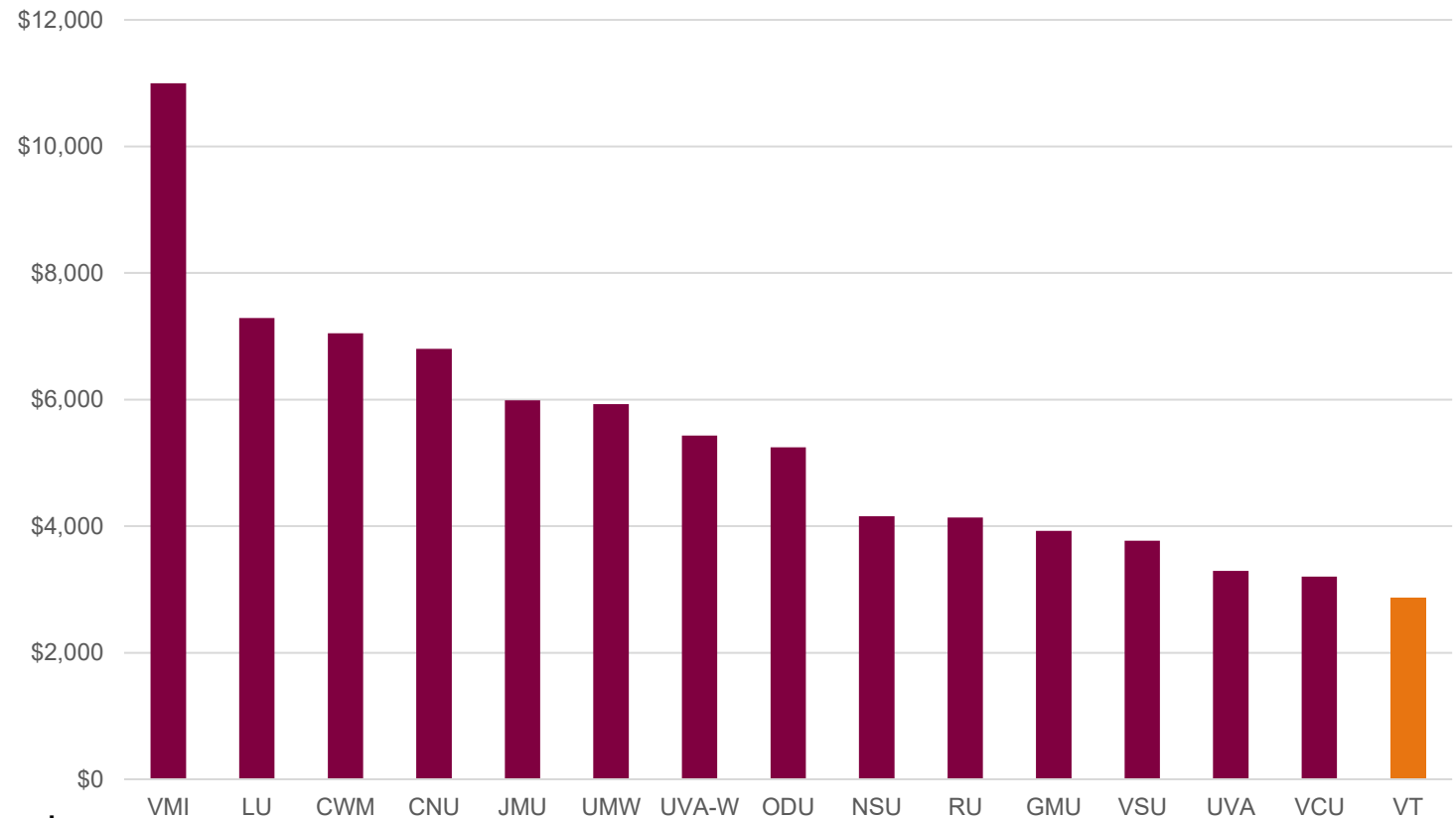
# Auxiliary Programs Provide Key Support Services

The Comprehensive Fee supports:

- **Student Health**
  - Student health & counseling services
- **Student Activities**
  - Student activities, centers, & organizations
- **Student Services**
  - Transportation programs
  - Wireless service
- **Athletics**
  - Intercollegiate athletics
- **Recreational Sports**
  - Recreational programs, sports clubs, & facilities

Factors influencing fee development include state compensation programs, inflationary costs, health and counseling, transit, and facility maintenance.

VT has the lowest Comprehensive Fee of Virginia's public four-year institutions.



# Ranges for 2026-27 Tuition and Fee Increases

	<b>2026-27</b>
Virginia Undergraduate Tuition	0% - 2.9%
Nonresident Undergraduate Tuition	0% - 2.9%
Virginia Graduate Tuition	0% - 2.9%
Nonresident Graduate Tuition	0% - 2.9%
Comprehensive Fee	\$0 – \$160

- Written comments will continue to be accepted through April 6<sup>th</sup>.
- All comments will be made available to the Board of Visitors prior to consideration of undergraduate and graduate tuition and fees.

# PUBLIC COMMENT